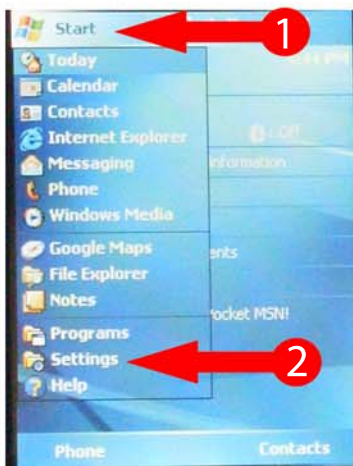


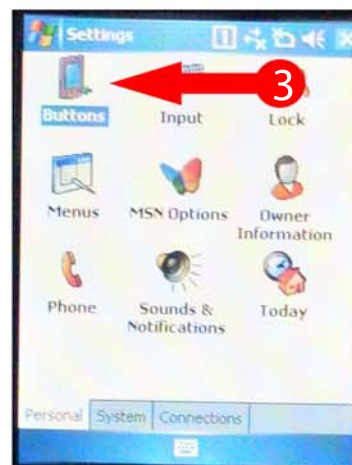
**Q: How do i switch on the scanwedge on the M3 WM5.0 unit?**

**A: Follow these 5 steps below**

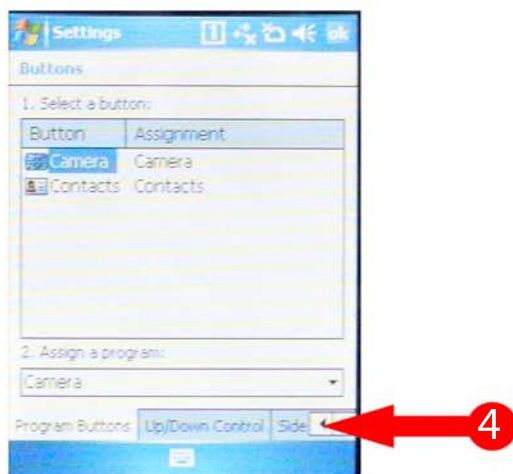
**Step1: Tap "Start" and then "Settings"**



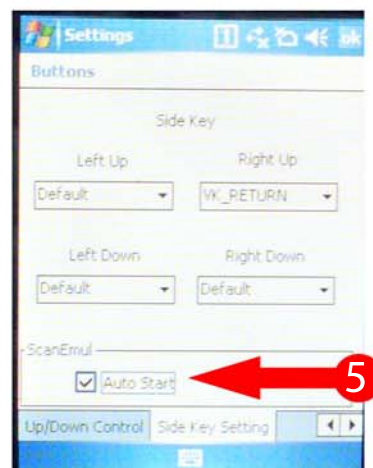
**Step 2: Tap the "Buttons" icon**



**Step 3: Tap the tab titled "Sidekey settings"**



**Step 4: Check the ScanEmul "Auto Start" box**



**Step 5: Press the small "reset" button at back of device using stylus**